


Connecting Your AcreConnect™ Account with FieldView™

Step 1

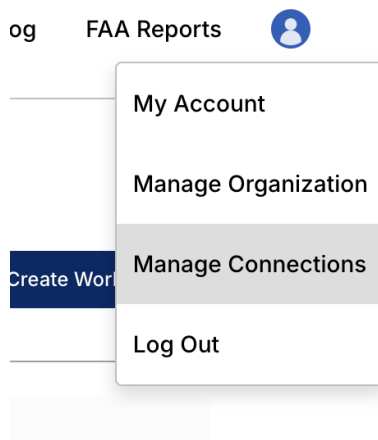
Log into your AcreConnect™ account at app.rantizo.com using your email and password. If you don't already have an account, you can make one by clicking "Sign Up" and entering your email address, creating a password and following the instructions to verify your email prior to log in.



The screenshot shows the AcreConnect login interface. At the top is the AcreConnect logo. Below it is the text "Welcome" and "Log in to continue to AcreConnect". There are two input fields: "Email*" and "Password*", with a toggle icon for the password field. A link "Forgot your Password?" is located below the password field. A dark blue "Log in" button is centered below the fields. At the bottom, there is a link "Don't have an account? Sign up".

Step 2

Once you are logged in, navigate to your profile settings in the top right corner of your account. Click the person icon and click “Manage Connections” on the dropdown menu.




Step 3

Under the available connections, click the “Connect” button for Climate FieldView™.

Manage Connections

Available Connections

 **Climate FieldView**
This connection allows you to send application maps directly to the FieldView inbox Connect

For questions, contact your local FieldView support team or email support@climate.com.

Our services provide estimates or recommendations based on models. These do not guarantee results. Consult your agronomist, commodities broker and other service professionals before making financial, risk management and farming decisions. More information at <http://climate.com/disclaimers>. iPad® is a registered trademark of Apple Inc. All other trademarks and trade names are the property of their respective holders. FieldView™ is a trademark of The Climate Corporation. © 2021 The Climate Corporation. All Rights Reserved.

Connecting Your AcreConnect™ Account with FieldView

Step 4

You will be redirected to your Climate FieldView™ account. Use your email and password to log into your account.

If you don't have an account, you can make one for free by clicking "Create Account".

Log In

kendra.seabrooke@rantizo.com

.....

Log In


Forgot Password?

Don't have an account?

Create Account

Step 5

On the next page, click "Allow".



Step 6

After clicking "Allow", you will be redirected back to AcreConnect™ where you will see that the button now says "Disconnect". This completes the process. You are now ready to share an application map directly to your connected FieldView™ account.

Manage Connections

Available Connections



For questions, contact your local FieldView support team or email support@climate.com.

Our services provide estimates or recommendations based on models. These do not guarantee results. Consult your agronomist, commodities broker and other service professionals before making financial, risk management and farming decisions. More information at <http://climate.com/disclaimers>. iPad® is a registered trademark of Apple Inc. All other trademarks and trade names are the property of their respective holders. FieldView™ is a trademark of The Climate Corporation. © 2021 The Climate Corporation. All Rights Reserved.

RESTRICTED